



Amstel Dynamic Fund

Fund Performance Sheet

Month: January 2024 Result: **+1,8%** NAV: **€ 146,35**

Investment Objective and Strategy

The underlying essence of the investment objective of the Fund is, first and foremost, to preserve the capital of the shareholders of the Fund. The investment objective is to attain a high absolute return, while exposed to the general risks associated with stock market investing. The Fund will strive to attain a volatility similar to or lower than that of the main equity markets.

Amstel Dynamic Fund - Class B - Performance Since Inception



Performance for January 2024

Dynamic Fund +1,8%
AEX Index +4,0%

Performance for Year 2024

Dynamic Fund +1,8%
AEX Index +4,0%

Performance since Inception

Dynamic Fund +46,4%
AEX Index +85,4%

Positive months since Inception

Dynamic Fund 116
AEX Index 110

Negative months since Inception

Dynamic Fund 76
AEX Index 82

Amstel Dynamic Fund - Class B - Historical Monthly Results

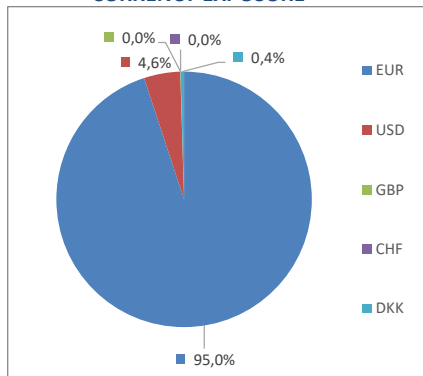
Year		Jan	Feb	Mar	Apr	May	Jun	Jul	Aug	Sep	Oct	Nov	Dec	YTD
2009	(%)	1,9%	-2,4%	0,2%	3,0%	1,6%	-0,3%	1,5%	0,3%	2,1%	-1,3%	1,6%	1,5%	+10,2%
2010	(%)	0,9%	1,1%	3,2%	1,3%	1,0%	-0,6%	0,2%	0,6%	0,6%	0,7%	2,6%	0,8%	+13,1%
2011	(%)	-0,8%	0,1%	-0,1%	-0,6%	0,0%	-1,3%	1,1%	-3,4%	-1,0%	1,3%	0,3%	0,4%	-4,1%
2012	(%)	1,8%	0,6%	-0,4%	0,6%	-0,5%	-0,6%	1,3%	-0,6%	-0,2%	0,2%	0,1%	0,9%	+3,3%
2013	(%)	0,9%	2,1%	0,9%	-1,1%	1,1%	-1,5%	1,2%	-1,3%	0,9%	1,3%	0,2%	0,3%	+5,1%
2014	(%)	0,2%	1,2%	-0,7%	-0,9%	1,7%	1,0%	0,3%	0,8%	-0,3%	-1,0%	0,0%	1,0%	+3,3%
2015	(%)	3,9%	1,8%	1,6%	-1,5%	2,5%	-1,9%	0,9%	-2,0%	-2,1%	3,7%	2,6%	-1,8%	+7,7%
2016	(%)	-1,1%	4,2%	-1,0%	-0,7%	2,9%	-1,6%	1,1%	0,5%	1,2%	0,0%	3,8%	0,7%	+10,3%
2017	(%)	0,1%	1,5%	0,5%	1,1%	-0,7%	-0,5%	-0,6%	0,2%	1,5%	2,0%	-1,2%	-0,5%	+3,3%
2018	(%)	0,7%	-0,1%	-0,5%	0,2%	1,6%	1,8%	-0,2%	1,2%	-0,4%	-4,3%	-0,8%	-1,9%	-2,8%
2019	(%)	2,0%	2,3%	1,6%	1,2%	-0,6%	2,0%	1,7%	0,1%	-0,7%	0,5%	1,7%	0,1%	+12,5%
2020	(%)	1,7%	-2,3%	-6,3%	4,1%	2,5%	0,9%	0,7%	2,3%	0,3%	0,4%	2,1%	2,6%	+8,8%
2021	(%)	0,1%	1,0%	-0,5%	2,8%	-0,4%	2,5%	0,9%	1,1%	-1,7%	2,9%	-0,3%	-0,4%	+8,2%
2022	(%)	-6,2%	-2,4%	1,0%	-2,5%	-2,3%	-0,7%	2,0%	-0,8%	-1,4%	0,5%	-0,1%	-2,1%	-14,2%
2023	(%)	2,9%	0,4%	-0,1%	-1,2%	0,8%	1,8%	0,5%	-0,1%	-1,0%	-1,9%	3,1%	1,5%	+6,8%
2024	(%)	1,8%												+1,8%
2024	NAV	146,35												

NAV figures quoted above are in Euro; net of fees

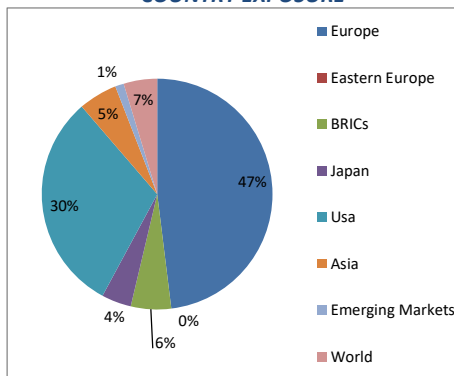
Past performance is not indicative of future results

Portfolio Positioning during the Month

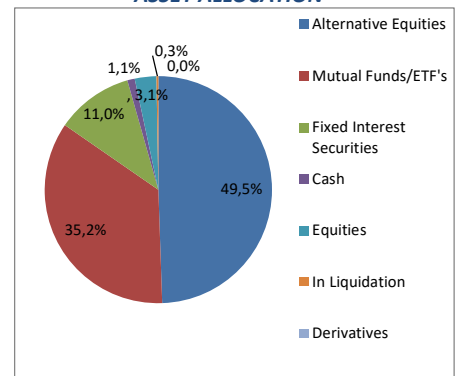
CURRENCY EXPOSURE



COUNTRY EXPOSURE



ASSET ALLOCATION



Fund Information

Manager:	Self-managed fund	ISIN_Class B:	MT0000078668	Address:	Avenue 77 Business Centre
Custodians:	CACEIS / Insingel Gilissen N.V.	Management Fee:	1,20%		Triq in-Negozju, Zone 3 Central BD
		Minimum Investment:	€50,000 (€100,000 for investors in The Netherlands)		Birkirkara CBD3010, Malta
Administrator:	BOV Fund Services Limited	Fund Currency:	Euro (€)	Contact No:	(+356) 2132 0864
Accountant:	Mazars Malta	Dealing Frequency:	Monthly	Fax No:	(+356) 2132 0904
Bank:	Sparkasse Bank Malta	Performance fee:	20% with 15% hurdle	E-mail:	info@amstelcapital.com
Inception date:	1-Feb-2008			Website:	www.amstelcapital.com

Amstel Global Umbrella Fund SICAV p.l.c. is a collective investment scheme registered in Malta as a public limited liability company with variable share capital, with registration number SV42.

It is licensed by the Malta Financial Services Authority under the Investment Services Act, 1994 as a self-managed Professional Investor Fund.